

The American Driving Society  
**TRAINING LEVEL TEST 2 (1994)**

ENTRY NUMBER: \_\_\_\_\_

[Presentation on the Move]

FOR USE BY SCRIBE ONLY:

**GAITS AND MOVEMENTS**

Working walk  
 Free walk on long rein  
 Working trot  
 Halt through walk  
 Rein back  
 40m circle

Color of horse \_\_\_\_\_

Distinguishing markings \_\_\_\_\_

**INSTRUCTIONS**

Transitions are made through the walk. Longitudinal stretch and moderate lateral bend are required.

MOVEMENT	TEST	DIRECTIVE IDEAS	MAX PTS	POINTS	REMARKS
1	A X	Enter working trot Halt, salute	Straightness on centerline, balance in transition, quality of halt	10	
2	X C C to E	Proceed working trot Track left Working trot	Transition, quality of trot and turns at C & H	10	
3	E E to A	Circle left 40m. Working trot	Quality of trot & figure, consistent rhythm, suppleness	10	
4	AFB	Working walk	Balance in transition & quality of walk	10 x 2	
5	B to H H to C	Free walk on long rein Working walk	Length of frame & stride, relaxation, rhythm, quality of transitions	10 x 2	
6	C to B	Working trot	Quality of transitions & trot	10	
7	B	Circle right 40m.	Quality of trot & figure, consistent rhythm, suppleness	10	
8	BFA X	Continue working trot and down centerline	Quality of trot and turns, straightness on centerline	10	
9	X X	Halt 3 to 5 sec. Rein back 2 to 4 steps Proceed at working walk	Quality of halt, obedience & willingness to step back	10	
10	X to G G	Working walk Halt, salute	Straightness, rhythm, obedience & relaxation in halt	10	

LEAVE ARENA AT WORKING TROT

**COLLECTIVE REMARKS**

GAITS	Freedom and regularity. If team or pair: maintenance of even pace and equality of work.	10 x 2		
IMPULSION	Desire to move forward. Elasticity of steps. Relaxation of back. Engagement of hindquarters.	10 x 2		
SUBMISSION	Acceptance of the bit. Correctness in lateral bend. Attention and confidence. Calmness, lightness and ease of movements.	10 x 2		
DRIVER	Use of aids, handling of reins, whip and voice. Driver's position.	10 x 2		
PRESENTATION	Appearance of driver and grooms: cleanliness, fitness, matching, and condition of horses, harness and vehicle	10		

- Points
- 10 Excellent
  - 9 Very Good
  - 8 Good
  - 7 Fairly Good
  - 6 Satisfactory
  - 5 Marginal
  - 4 Insufficient
  - 3 Fairly Bad
  - 2 Bad
  - 1 Very Bad
  - 0 Not Executed

- Errors
- Error in course or Groom dismounting
  - 1st incident = 5 points
  - 2nd incident = 10 points
  - 3rd incident = Elimination

Maximum Points: 210  
 Total points given: \_\_\_\_\_  
 Factor: x 0.762 \_\_\_\_\_  
 Factored points: 160 minus \_\_\_\_\_ = \_\_\_\_\_

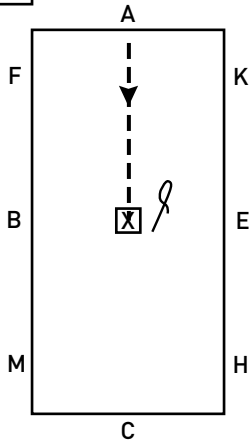
Penalties \_\_\_\_\_  
 Errors \_\_\_\_\_

Judge's Signature: \_\_\_\_\_ Position: \_\_\_\_\_

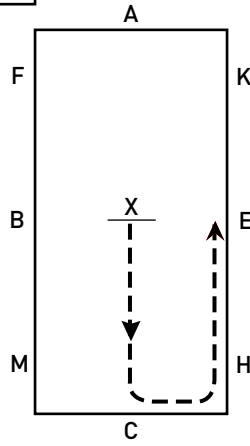
The American Driving Society  
**TRAINING LEVEL TEST 2 (1994)**

\_\_\_\_\_  
 Name of Competition

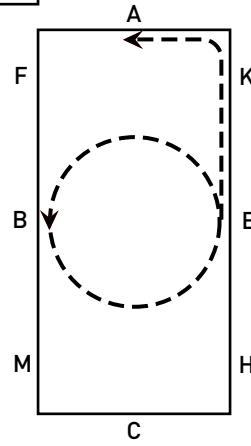
1



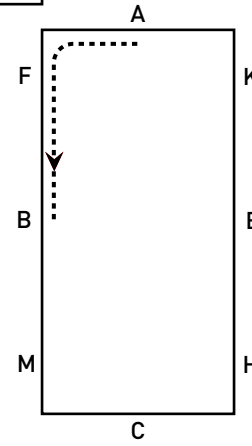
2



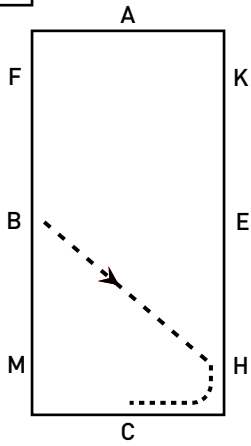
3



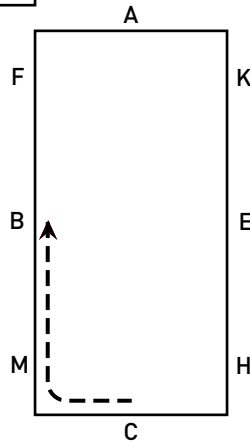
4



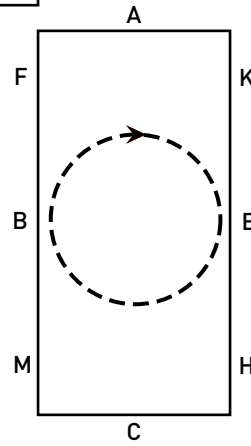
5



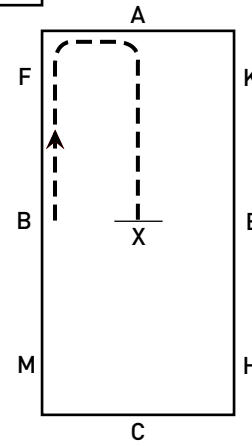
6



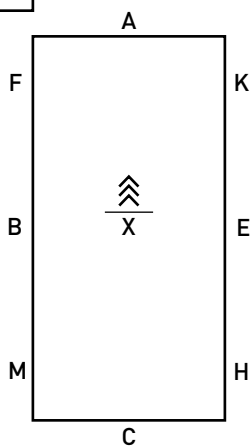
7



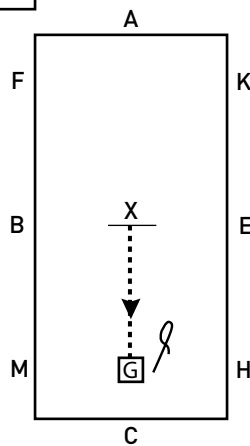
8



9



10



**PURPOSE**

To establish that the correct foundation is being laid for the training of the driving horse requiring the green horse to move freely and energetically forward in a steady rhythm in the working walk and the working trot, while accepting the bit with relaxation, through transitions and 40 meter circles. Increased engagement of the hindquarters (impulsion) cannot be expected yet. This level is also intended to encourage the inexperienced driver.

**CONDITIONS**

40 x 80 meter arena (exception Tandems and Four-in-Hands)  
 Average driving time: 5 minutes

**FOR JUDGING PURPOSES ONLY**

If not clearly defined, each movement ends at the beginning of the next movement.