

The American Driving Society
INTERMEDIATE LEVEL TEST 4 (2005)

ENTRY NUMBER: _____

GAITS AND MOVEMENTS

Collected trot
 10m deviation
 3 loop serpentine
 20m circle
 Rein back 2m
 Halt 5 sec.

FOR USE BY SCRIBE ONLY:

Color of horse _____

Distinguishing markings _____

INSTRUCTIONS

Horse must show increased amount of suppleness, responsiveness, activity of haunches and accuracy. Transitions no longer through the walk.

MOVEMENT	TEST	DIRECTIVE IDEAS	MAX PTS	POINTS	REMARKS
1	A X	Enter working trot Halt, salute	Straightness on centerline, transition, quality of halt	10	
2	X C	Proceed working trot Track left	Transition, quality of trot & turns	10	
3	H to K K to F	Deviation approx. 10m Working trot	Quality of trot, suppleness, consistent rhythm	10	
4	FXH H Bet. H & C	Lengthened trot Working trot Develop collected trot	Lengthening of frame & stride, balance in transitions, consistent rhythm	10	
5	C C	Circle right 20m Working trot	Quality of trot & figure	10	
6	M to F F to K	Deviation approx. 10m Working trot	Quality of trot, suppleness, consistent rhythm	10	
7	KXM M Bet. M & C	Lengthened trot Working trot Develop collected trot	Lengthening of frame & stride, balance in transitions, consistent rhythm	10	
8	C C to H	Circle left 20m Proceed collected trot	Quality of trot & figure	10	
9	H E to F F to A	Working walk Lengthened walk Working walk	Consistent rhythm, lengthening of frame and stride, transitions	10 x 2	
10	A A to C	Working trot Serpentine of 3 loops	Quality of trot & figure, consistent rhythm, suppleness	10	
11	C to B BX XE	Continue working trot Half circle right 20m Half circle left 20m	Quality of trot & figure, consistent rhythm, suppleness	10	
12	E to A A to X X	Continue working trot Down centerline Halt 5 sec.	Quality of trot & halt, obedience & balance	10	
13	X	Rein back 2m (5-6 steps) Walk forward Proceed at working trot	Obedience, balance, straightness	10	
14	X to G G	Working trot Halt, salute	Transitions, quality of halt	10	

LEAVE ARENA AT WORKING TROT

COLLECTIVE REMARKS

GAITS	Freedom and regularity. If team or pair: maintenance of even pace and equality of work.	10 x 2		
IMPULSION	Desire to move forward. Elasticity of steps. Relaxation of back. Engagement of hindquarters.	10 x 2		
SUBMISSION	Acceptance of the bit. Correctness in lateral bend. Attention and confidence. Calmness, lightness and ease of movements.	10 x 2		
DRIVER	Use of aids, handling of reins, whip and voice. Driver's position.	10 x 2		
PRESENTATION	Appearance of driver and grooms: cleanliness, fitness, matching, and condition of horses, harness and vehicle	10		

- Points
- 10 Excellent
 - 9 Very Good
 - 8 Good
 - 7 Fairly Good
 - 6 Satisfactory
 - 5 Marginal
 - 4 Insufficient
 - 3 Fairly Bad
 - 2 Bad
 - 1 Very Bad
 - 0 Not Executed

- Errors
- Error in course or Groom dismounting
 - 1st incident = 5 points
 - 2nd incident = 10 points
 - 3rd incident = Elimination

Maximum Points: 240
 Total points given: _____
 Factor: x 0.667
 Factored points: 160 minus _____ = _____

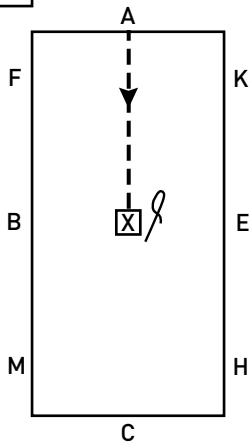
Penalties
 + _____ Errors

Judge's Signature: _____ Position: _____

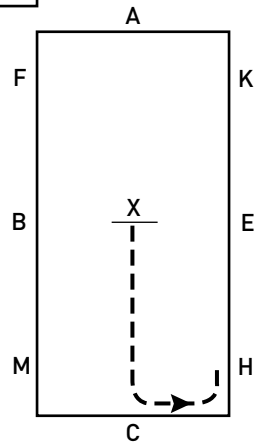
The American Driving Society
INTERMEDIATE LEVEL TEST 4 (2005)

Name of Competition _____

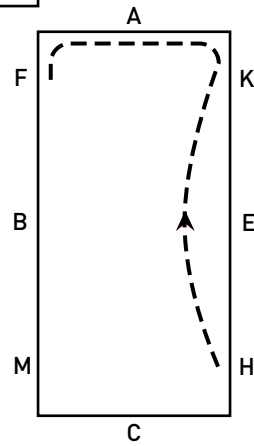
1



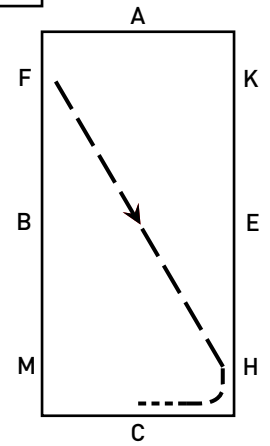
2



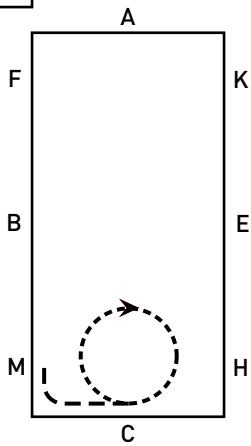
3



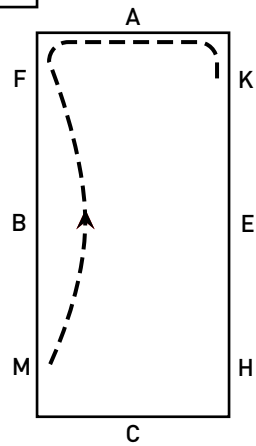
4



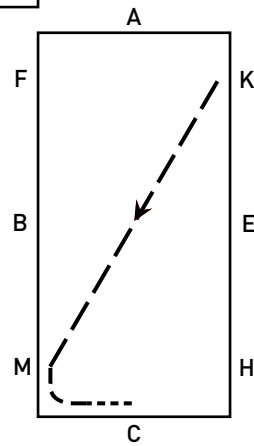
5



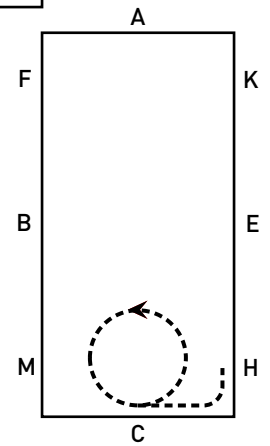
6



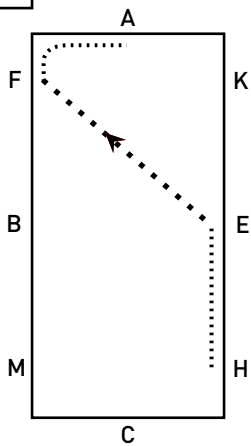
7



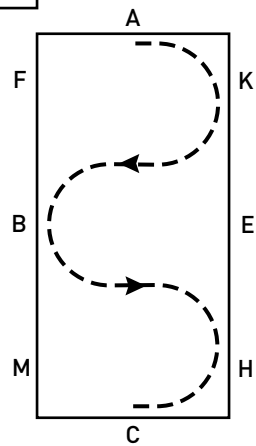
8



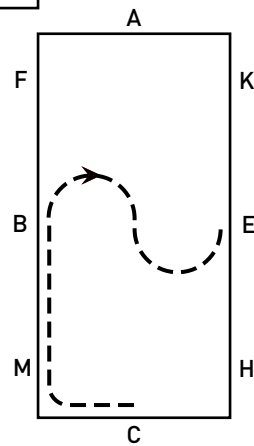
9



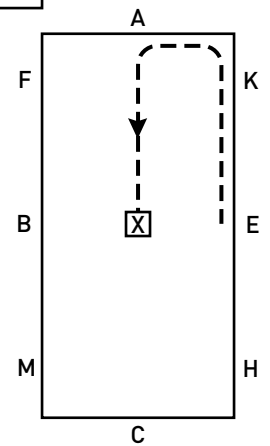
10



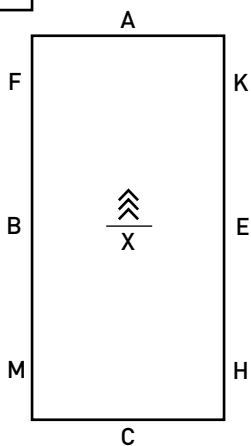
11



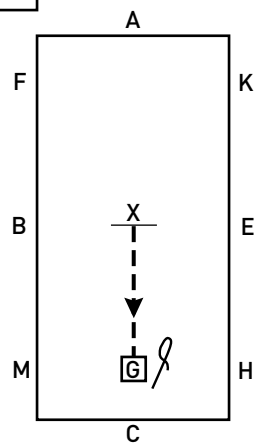
12



13



14



PURPOSE

To establish that the horse has acquired suppleness, impulsion and balance so as to be light in hand and without resistance. While consistently accepting the bit, the horse exhibits greater use of the haunches throughout his movement. The rein back should show a greater degree of submission than shown at the Preliminary Level.

CONDITIONS

40 x 80 meter arena (exception: Tandems & Four-in-Hands use Intermediate Level Test 1)
 Average driving time: 6 1/2 minutes

FOR JUDGING PURPOSES ONLY

If not clearly defined, each movement ends at the beginning of the next movement.